

## 2013 WWSU Staff School Climate Questionnaire



### 1. I get fair recognition and appreciation for my performance from:

	Strongly Disagree	Disagree	Agree	Strongly Agree	Rating Average	Rating Count
School Administrators	0.0% (0)	0.0% (0)	47.4% (9)	<b>52.6% (10)</b>	3.53	19
Teachers in your School	0.0% (0)	5.3% (1)	<b>52.6% (10)</b>	42.1% (8)	3.37	19
Parents	0.0% (0)	5.6% (1)	<b>55.6% (10)</b>	38.9% (7)	3.33	18
Supervisory Union-Level Staff	0.0% (0)	38.5% (5)	<b>61.5% (8)</b>	0.0% (0)	2.62	13
School Board Members	0.0% (0)	35.7% (5)	<b>57.1% (8)</b>	7.1% (1)	2.71	14
answered question						<b>19</b>
skipped question						<b>0</b>

## 2. Most of the school's students:

	Strongly Disagree	Disagree	Agree	Strongly Agree	Rating Average	Rating Count
Are eager to learn.	0.0% (0)	0.0% (0)	<b>78.9% (15)</b>	21.1% (4)	3.21	19
Have a positive attitude toward school.	0.0% (0)	0.0% (0)	<b>78.9% (15)</b>	21.1% (4)	3.21	19
Are willing to put effort into learning.	0.0% (0)	0.0% (0)	<b>84.2% (16)</b>	15.8% (3)	3.16	19
answered question						<b>19</b>
skipped question						<b>0</b>

## 3. The staff promotes an academic learning climate by establishing high expectations for all students.

	Strongly Disagree	Disagree	Agree	Strongly Agree	Rating Average	Rating Count
.	0.0% (0)	0.0% (0)	47.4% (9)	<b>52.6% (10)</b>	3.53	19
answered question						<b>19</b>
skipped question						<b>0</b>

#### 4. Morale is high on the part of:

	Strongly Disagree	Disagree	Agree	Strongly Agree	Rating Average	Rating Count
Teachers	0.0% (0)	5.3% (1)	<b>52.6% (10)</b>	42.1% (8)	3.37	19
Students	0.0% (0)	0.0% (0)	<b>73.7% (14)</b>	26.3% (5)	3.26	19
Support Staff	0.0% (0)	5.6% (1)	<b>61.1% (11)</b>	33.3% (6)	3.28	18
School Administrators	0.0% (0)	0.0% (0)	47.4% (9)	<b>52.6% (10)</b>	3.53	19
answered question						19
skipped question						0

#### 5. My school is a good place to work.

	Strongly Disagree	Disagree	Agree	Strongly Agree	Rating Average	Rating Count
.	0.0% (0)	5.6% (1)	16.7% (3)	<b>77.8% (14)</b>	3.72	18
answered question						18
skipped question						1

## 6. The staff provides a high quality of education to the students of this community.

	Strongly Disagree	Disagree	Agree	Strongly Agree	Rating Average	Rating Count
.	0.0% (0)	0.0% (0)	21.1% (4)	<b>78.9% (15)</b>	3.79	19
answered question						19
skipped question						0

## 7. I get support when I need it from:

	Strongly Disagree	Disagree	Agree	Strongly Agree	Rating Average	Rating Count
School Administrators	0.0% (0)	0.0% (0)	31.6% (6)	<b>68.4% (13)</b>	3.68	19
Department Heads	0.0% (0)	9.1% (1)	<b>45.5% (5)</b>	<b>45.5% (5)</b>	3.36	11
Teachers in your School	0.0% (0)	5.3% (1)	26.3% (5)	<b>68.4% (13)</b>	3.63	19
Parents	0.0% (0)	5.9% (1)	<b>64.7% (11)</b>	29.4% (5)	3.24	17
Supervisory Union-Level Staff	0.0% (0)	21.4% (3)	<b>64.3% (9)</b>	14.3% (2)	2.93	14
School Board Members	0.0% (0)	14.3% (2)	<b>71.4% (10)</b>	14.3% (2)	3.00	14
answered question						19
skipped question						0

### 8. I am satisfied that the school's building is:

	Strongly Disagree	Disagree	Agree	Strongly Agree	Rating Average	Rating Count
Well suited to students' learning needs.	0.0% (0)	0.0% (0)	<b>84.2% (16)</b>	15.8% (3)	3.16	19
Kept as clean as possible.	10.5% (2)	<b>31.6% (6)</b>	<b>31.6% (6)</b>	26.3% (5)	2.74	19
Repaired promptly when needed.	0.0% (0)	11.1% (2)	<b>55.6% (10)</b>	33.3% (6)	3.22	18
answered question						<b>19</b>
skipped question						<b>0</b>

### 9. My assigned duties and responsibilities are fair and reasonable.

	Strongly Disagree	Disagree	Agree	Strongly Agree	Rating Average	Rating Count
.	5.3% (1)	0.0% (0)	<b>73.7% (14)</b>	21.1% (4)	3.11	19
answered question						<b>19</b>
skipped question						<b>0</b>

## 10. School discipline is handled fairly.

	Strongly Disagree	Disagree	Agree	Strongly Agree	Rating Average	Rating Count
.	0.0% (0)	5.3% (1)	<b>68.4% (13)</b>	26.3% (5)	3.21	19
answered question						19
skipped question						0

## 11. I am satisfied with the quality of leadership provided by:

	Strongly Disagree	Disagree	Agree	Strongly Agree	Rating Average	Rating Count
The Superintendent of Schools	0.0% (0)	13.3% (2)	<b>86.7% (13)</b>	0.0% (0)	2.87	15
Other Supervisory Union Administrators	0.0% (0)	0.0% (0)	<b>100.0% (14)</b>	0.0% (0)	3.00	14
School Administrators	0.0% (0)	0.0% (0)	47.4% (9)	<b>52.6% (10)</b>	3.53	19
Teacher Leaders in the School	0.0% (0)	0.0% (0)	<b>50.0% (9)</b>	<b>50.0% (9)</b>	3.50	18
Parent Leaders in the School	0.0% (0)	5.9% (1)	<b>82.4% (14)</b>	11.8% (2)	3.06	17
School Board Members	0.0% (0)	13.3% (2)	<b>73.3% (11)</b>	13.3% (2)	3.00	15
answered question						19
skipped question						0

**12. I have confidence that local efforts to improve the quality of education are heading in the right direction.**

	Strongly Disagree	Disagree	Agree	Strongly Agree	Rating Average	Rating Count
.	0.0% (0)	0.0% (0)	<b>78.9% (15)</b>	21.1% (4)	3.21	19
answered question						<b>19</b>
skipped question						<b>0</b>

### 13. There is good communication:

	Strongly Disagree	Disagree	Agree	Strongly Agree	Rating Average	Rating Count
Among teachers at the same grade level.	0.0% (0)	0.0% (0)	44.4% (8)	<b>55.6% (10)</b>	3.56	18
Among teachers across grade levels.	0.0% (0)	0.0% (0)	<b>78.9% (15)</b>	21.1% (4)	3.21	19
Between teachers and school administrators.	0.0% (0)	0.0% (0)	<b>68.4% (13)</b>	31.6% (6)	3.32	19
Between support staff and school administrators.	0.0% (0)	6.7% (1)	<b>66.7% (10)</b>	26.7% (4)	3.20	15
Between teachers and support staff.	0.0% (0)	11.1% (2)	<b>61.1% (11)</b>	27.8% (5)	3.17	18
Across departments or teams.	0.0% (0)	5.9% (1)	<b>70.6% (12)</b>	23.5% (4)	3.18	17
Between the schools in WWSU.	14.3% (2)	<b>42.9% (6)</b>	35.7% (5)	7.1% (1)	2.36	14
Between teachers and parents.	0.0% (0)	0.0% (0)	<b>83.3% (15)</b>	16.7% (3)	3.17	18
Between school staff and central office staff.	7.7% (1)	15.4% (2)	<b>61.5% (8)</b>	15.4% (2)	2.85	13
answered question						<b>19</b>
skipped question						<b>0</b>



**14. Across the curriculum, the staff encourages students to reach high academic standards.**

	Strongly Disagree	Disagree	Agree	Strongly Agree	Rating Average	Rating Count
.	0.0% (0)	0.0% (0)	36.8% (7)	63.2% (12)	3.63	19
answered question						19
skipped question						0

**15. There are clearly stated school rules defining expectations for student behavior.**

	Strongly Disagree	Disagree	Agree	Strongly Agree	Rating Average	Rating Count
.	0.0% (0)	5.3% (1)	57.9% (11)	36.8% (7)	3.32	19
answered question						19
skipped question						0

## 16. The staff gives ample information to students concerning:

	Strongly Disagree	Disagree	Agree	Strongly Agree	Rating Average	Rating Count
What they are expected to learn.	0.0% (0)	0.0% (0)	<b>63.2% (12)</b>	36.8% (7)	3.37	19
How their work will be judged.	0.0% (0)	0.0% (0)	<b>68.4% (13)</b>	31.6% (6)	3.32	19
How well they are progressing.	0.0% (0)	0.0% (0)	<b>73.7% (14)</b>	26.3% (5)	3.26	19
answered question						<b>19</b>
skipped question						<b>0</b>

## 17. The staff gives ample information to parents concerning:

	Strongly Disagree	Disagree	Agree	Strongly Agree	Rating Average	Rating Count
What their children are expected to learn.	0.0% (0)	0.0% (0)	<b>76.5% (13)</b>	23.5% (4)	3.24	17
How student work will be judged.	0.0% (0)	0.0% (0)	<b>81.3% (13)</b>	18.8% (3)	3.19	16
How their children are progressing.	0.0% (0)	0.0% (0)	<b>76.5% (13)</b>	23.5% (4)	3.24	17
answered question						<b>18</b>
skipped question						<b>1</b>

### 18. There is adequate parent involvement in the school.

	Strongly Disagree	Disagree	Agree	Strongly Agree	Rating Average	Rating Count
.	0.0% (0)	5.6% (1)	<b>66.7% (12)</b>	27.8% (5)	3.22	18
answered question						<b>18</b>
skipped question						<b>1</b>

### 19. I am satisfied with the procedures for evaluating my performance.

	Strongly Disagree	Disagree	Agree	Strongly Agree	Rating Average	Rating Count
.	0.0% (0)	5.3% (1)	<b>73.7% (14)</b>	21.1% (4)	3.16	19
answered question						<b>19</b>
skipped question						<b>0</b>

## 20. Decision making in this schools is:

	Strongly Disagree	Disagree	Agree	Strongly Agree	Rating Average	Rating Count
Clearly interpreted and understood	0.0% (0)	0.0% (0)	<b>72.2% (13)</b>	27.8% (5)	3.28	18
Inclusive of the school community	0.0% (0)	0.0% (0)	<b>66.7% (12)</b>	33.3% (6)	3.33	18
Respectful	0.0% (0)	0.0% (0)	<b>52.6% (10)</b>	47.4% (9)	3.47	19
Fair	0.0% (0)	0.0% (0)	<b>57.9% (11)</b>	42.1% (8)	3.42	19
Pro-active, timely, and consistent	0.0% (0)	0.0% (0)	<b>57.9% (11)</b>	42.1% (8)	3.42	19
Informed.	0.0% (0)	0.0% (0)	<b>68.4% (13)</b>	31.6% (6)	3.32	19
Based on generally agreed upon principles and goals.	0.0% (0)	0.0% (0)	<b>68.4% (13)</b>	31.6% (6)	3.32	19
answered question						<b>19</b>
skipped question						<b>0</b>

## 21. There is adequate effort to involve all members of the school community (educators, parents, and non-parent community members) in discussions concerning important school goals.

	Strongly Disagree	Disagree	Agree	Strongly Agree	Rating Average	Rating Count
.	0.0% (0)	0.0% (0)	<b>52.6% (10)</b>	47.4% (9)	3.47	19
answered question						<b>19</b>
skipped question						<b>0</b>

**22. I am satisfied with the opportunities I have to provide input in how funds are spent at my school.**

	Strongly Disagree	Disagree	Agree	Strongly Agree	Rating Average	Rating Count
.	0.0% (0)	11.1% (2)	66.7% (12)	22.2% (4)	3.11	18
answered question						18
skipped question						1

**23. Professional development activities in our school are developed with sufficient input from staff.**

	Strongly Disagree	Disagree	Agree	Strongly Agree	Rating Average	Rating Count
.	0.0% (0)	15.8% (3)	73.7% (14)	10.5% (2)	2.95	19
answered question						19
skipped question						0

**24. Curriculum plans or policies in our school are developed with sufficient input from staff.**

	Strongly Disagree	Disagree	Agree	Strongly Agree	Rating Average	Rating Count
.	0.0% (0)	0.0% (0)	77.8% (14)	22.2% (4)	3.22	18
answered question						18
skipped question						1

## 25. Relationships in this school are built on:

	Strongly Disagree	Disagree	Agree	Strongly Agree	Rating Average	Rating Count
Honesty	0.0% (0)	0.0% (0)	<b>73.7% (14)</b>	26.3% (5)	3.26	19
Trust	0.0% (0)	0.0% (0)	<b>63.2% (12)</b>	36.8% (7)	3.37	19
Mutual support	0.0% (0)	5.3% (1)	<b>57.9% (11)</b>	36.8% (7)	3.32	19
(Good/positive) Communication	0.0% (0)	0.0% (0)	<b>73.7% (14)</b>	26.3% (5)	3.26	19
Respect	0.0% (0)	0.0% (0)	<b>68.4% (13)</b>	31.6% (6)	3.32	19
Humor	0.0% (0)	0.0% (0)	<b>63.2% (12)</b>	36.8% (7)	3.37	19
answered question						19
skipped question						0





## 26. Students can and do find at least one adult in this school who they can talk with.

	Strongly Disagree	Disagree	Agree	Strongly Agree	Rating Average	Rating Count
.	0.0% (0)	0.0% (0)	<b>68.4% (13)</b>	31.6% (6)	3.32	19
answered question						19
skipped question						0


## 27. Most of the school's students:

	Strongly Disagree	Disagree	Agree	Strongly Agree	Rating Average	Rating Count
Behave with respect toward one another.	0.0% (0)	0.0% (0)	<b>84.2% (16)</b>	15.8% (3)	3.16	19
Behave with respect toward teachers and other adults.	0.0% (0)	5.3% (1)	<b>73.7% (14)</b>	21.1% (4)	3.16	19
answered question						<b>19</b>
skipped question						<b>0</b>

## 28. I am a:




		Response Percent	Response Count
Classroom Teacher		42.1%	8
Instructional Assistant/Paraeducator		15.8%	3
Certified Staff (other than classroom teacher)		31.6%	6
Other Staff		10.5%	2
answered question			<b>19</b>
skipped question			<b>0</b>

## 29. I work at:

		Response Percent	Response Count
Crossett Brook Middle School		0.0%	0
<b>Fayston Elementary School</b>		<b>100.0%</b>	<b>19</b>
Harwood Union High School		0.0%	0
Harwood Union Middle School		0.0%	0
Moretown Elementary School		0.0%	0
Thatcher Brook Primary School		0.0%	0
Waitsfield Elementary School		0.0%	0
Warren School		0.0%	0
		<b>answered question</b>	<b>19</b>
		<b>skipped question</b>	<b>0</b>



### 30. I have been working at this school for:

		Response Percent	Response Count
0-5 years		26.3%	5
6-10 years		26.3%	5
>10 years		47.4%	9
answered question			19
skipped question			0

### 31. If you wish, you may add comments in the box below.

	Response Count
	2
answered question	2
skipped question	17